
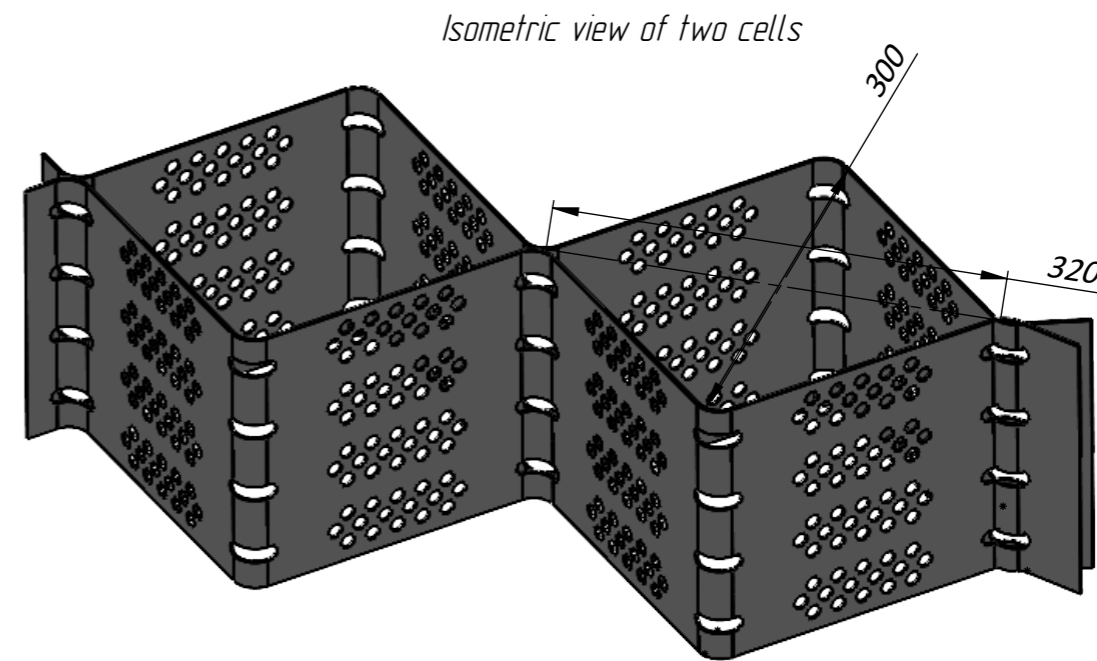
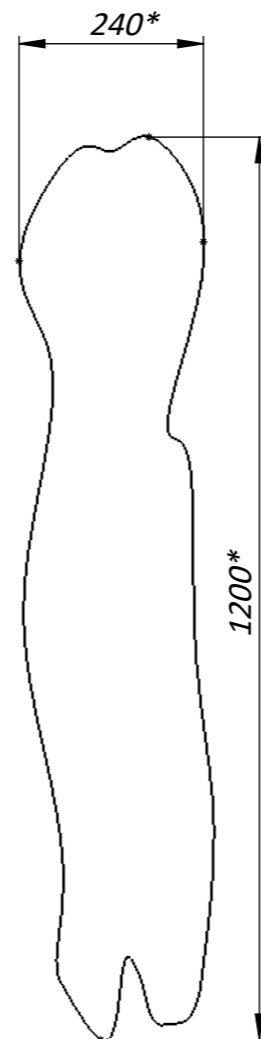


Top view of the mounted module



Top view of the packaged module in the transport position



Isometric view of two cells

1. * Size for reference.
2. H17 / h17 ISO 286-2: 2010
3. The strength of the module elements in any direction of the force not less than 1,5 kN according to ISO 13426-1.
4. Diagonal commissions can be developed in any form.
5. Estimated installation area of the deployed module is 164sqf / 15.3 m2.
6. Estimated area of commissions 0.516sqf / 0.04798 m2.
7. Number of cells 293 pcs.
8. Strip thickness 0,059' / 1.5 ± 0.2mm.
9. The deviation of the actual mass from the nominal can be up to 12%.

UNLESS OTHERWISE SPECIFIED: DIMENSIONS ARE IN MILLIMETERS		FINISH:		DEBURR AND BREAK SHARP EDGES		DO NOT SCALE DRAWING		REVISION		A-01	
SURFACE FINISH:								TITLE: Geocell 200mm			
TOLERANCES:											
LINEAR:											
ANGULAR:											
DRAWN		NAME		SIGNATURE		DATE		ARTICLE: 8730-M			
CHK'D		m.kachanovskiy				2021-05-11					
APPV'D						07.06.2021					
MFG											
Q.A											
						MATERIAL:		HDPE			
						WEIGHT: 57,3 lb / 26 kg		SHEET 1 OF 1			