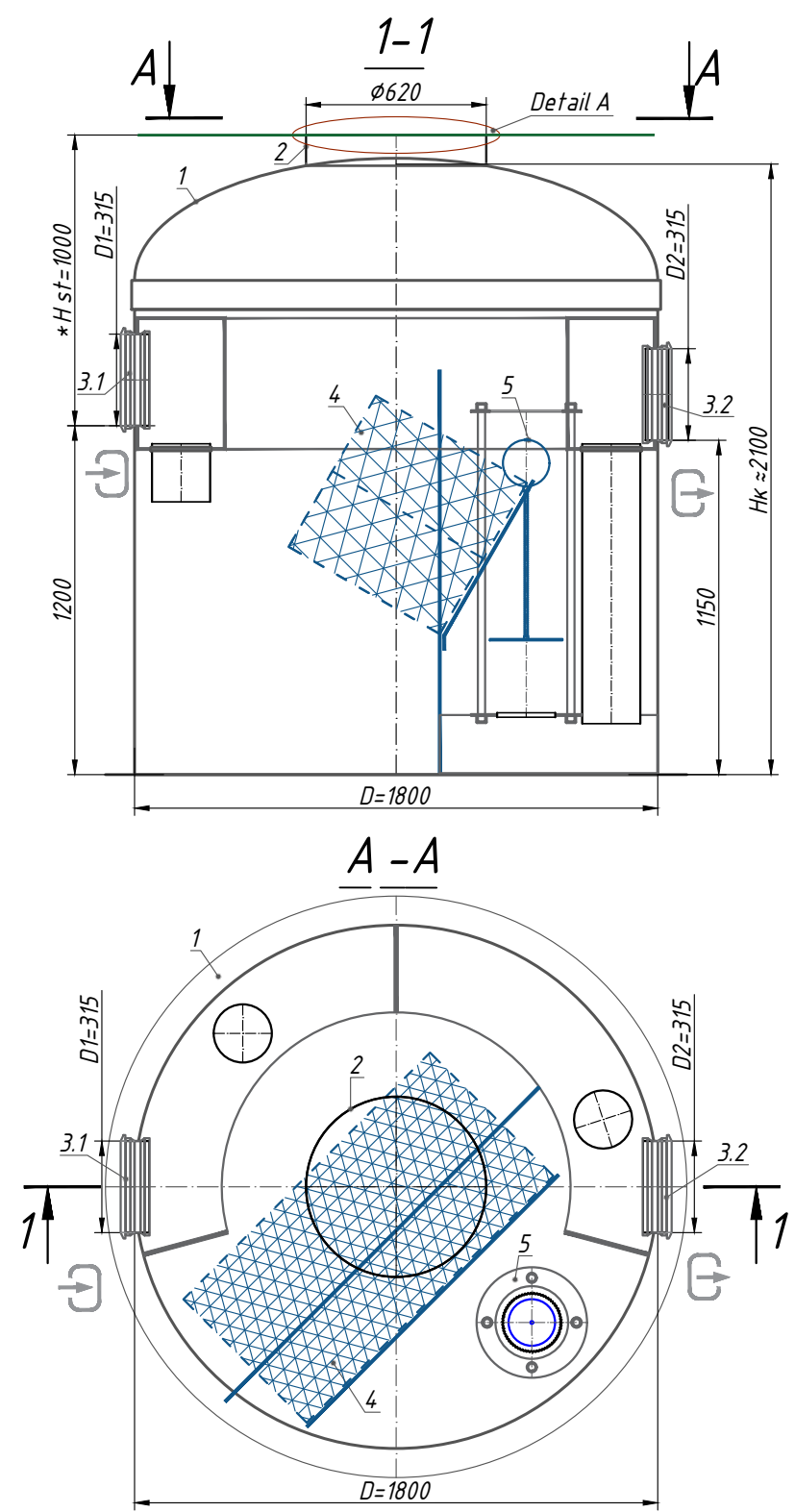


Oil and water Separator OilBase100 -15/75 (S 1:25)




Specification of materials and equipment. Standard equipment ** (Tabl. 1)

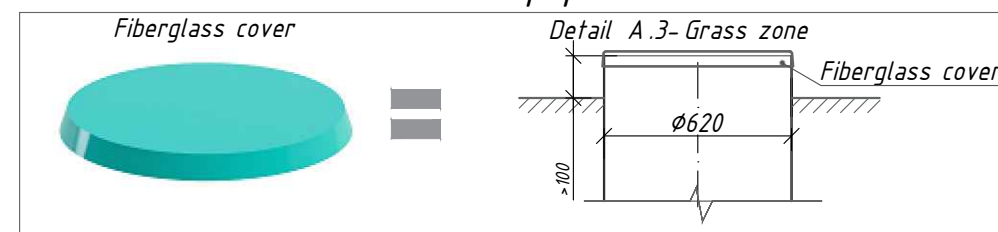
| Pos. | Identification | Name | Q-ty | Mass pc.,kg | Note |
|---------|----------------------|--|------|-------------|--------|
| 1 | Vodaland | Oil and water Separator Vodaland OilBase100 -15/75, disch. 15 l/s, (75 l/s -ByPass) fiberglass, D=1800, Ht≈2100 mm | 1 | 390 | compl. |
| 2 | | Inspection manhole Ø620 | 1 | | compl. |
| 3.1,3.2 | D1-Inlet / D2-Outlet | Rubber seal for connection Ø315 | 2 | | compl. |
| 4 | | Coalescent block | 1 | | compl. |
| 5 | | Automatic locking device 200 | 1 | | compl. |
| | | Volume of light liquids | 750 | | l |
| | | Volume of sludge trap | 1500 | | l |

**The product is shipped according to Standard Equipment (Tabl. 1), unless otherwise specified in the Additional Information

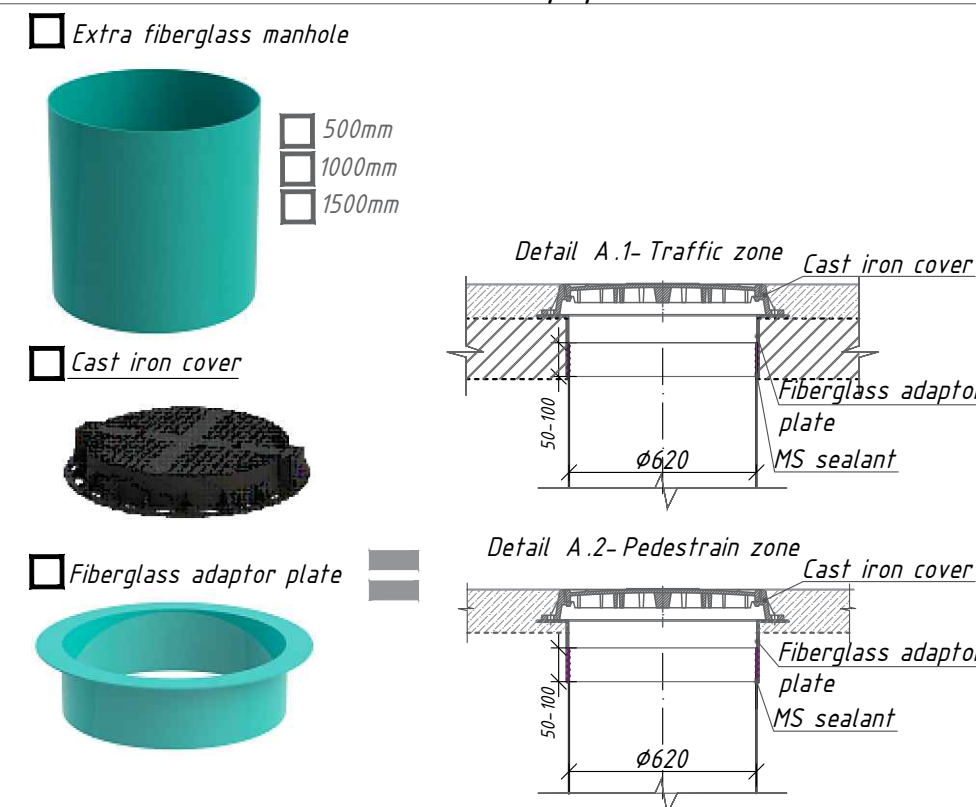
Oil and water Separator



Standard equipment



Additional equipment



Note:

- *H-depth of the inlet connection (in standard equipment H up to 1000 mm. H take a multiple of 50mm.
- **The product is shipped according to Standard Equipment (Tabl. 1), unless otherwise specified in the Additional Information. The complete set of the product is agreed with the manager.
- ***The manufacturer reserves the right to make design and schematic changes that do not impair the characteristics of the product as a whole. Permissible deviation during production of products is 1-3%.

Additional Information:

Oil and water Separator
OilBase100 -15/75

Factory ID: OB1- 15/75

VODALAND ESPAÑA SL
Calle del Proyecto N6,nave 17,
46393 Loriguilla (Masia del Conde)
+34 651 030 722

