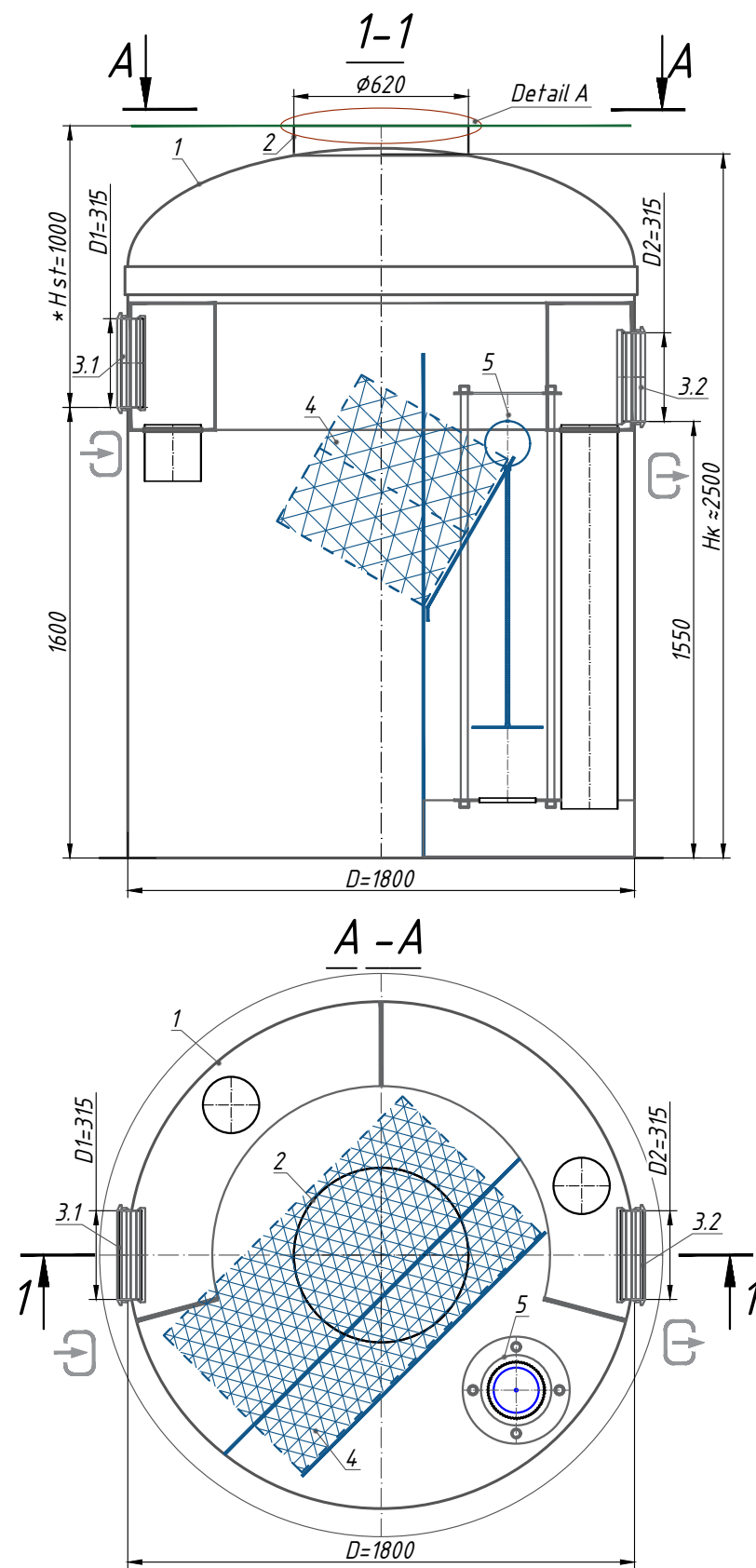


# Oil and water Separator OilBase100 -20/100 (S 1:25)




## Specification of materials and equipment. Standard equipment \*\* (Tabl. 1)

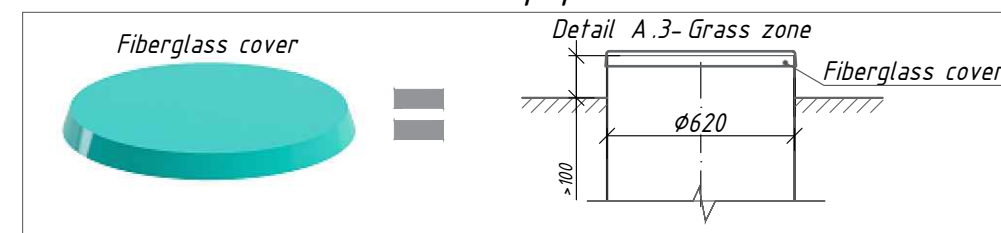
Pos.	Identification	Name	Q-ty	Mass pc.,kg	Note
1	Vodaland	Oil and water Separator Vodaland OilBase100 -20/100, disch. 20 l/s, (100 l/s -ByPass) fiberglass, D=1800, Ht≈2500 mm	1	440	compl.
2		Inspection manhole Ø620	1		compl.
3.1,3.2	D1-Inlet / D2-Outlet	Rubber seal for connection Ø315	2		compl.
4		Coalescent block	1		compl.
5		Automatic locking device 200	1		compl.
		Volume of light liquids	1000		l
		Volume of sludge trap	2000		l

\*\*The product is shipped according to Standard Equipment (Tabl. 1), unless otherwise specified in the Additional Information

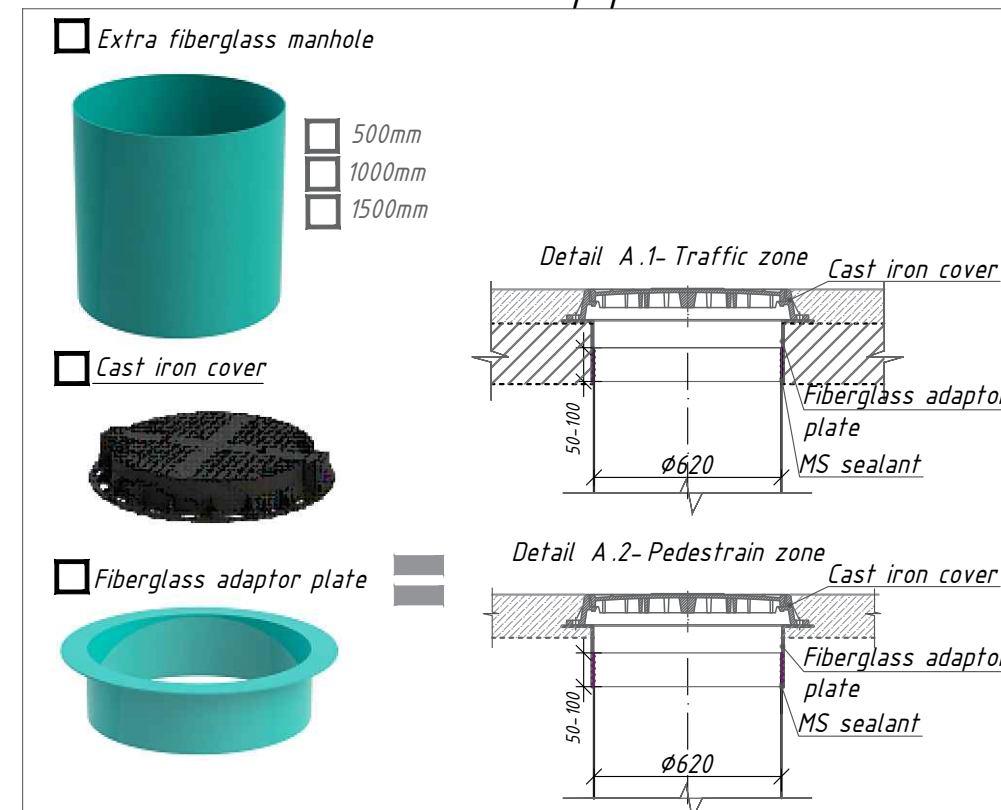
### Oil and water Separator



### Standard equipment



### Additional equipment



#### Note:

\*H-depth of the inlet connection (in standard equipment H up to 1000 mm. H take a multiple of 50mm.

\*\*The product is shipped according to Standard Equipment (Tabl. 1), unless otherwise specified in the Additional Information. The complete set of the product is agreed with the manager.

\*\*\*The manufacturer reserves the right to make design and schematic changes that do not impair the characteristics of the product as a whole. Permissible deviation during production of products is 1-3%.

#### Additional Information:

Oil and water Separator  
OilBase100 -20/100

Factory ID: OB1-20/100

VODALAND ESPAÑA SL  
Calle del Proyecto N6,nave 17,  
46393 Loriguilla (Masia del Conde)  
+34 651 030 722

