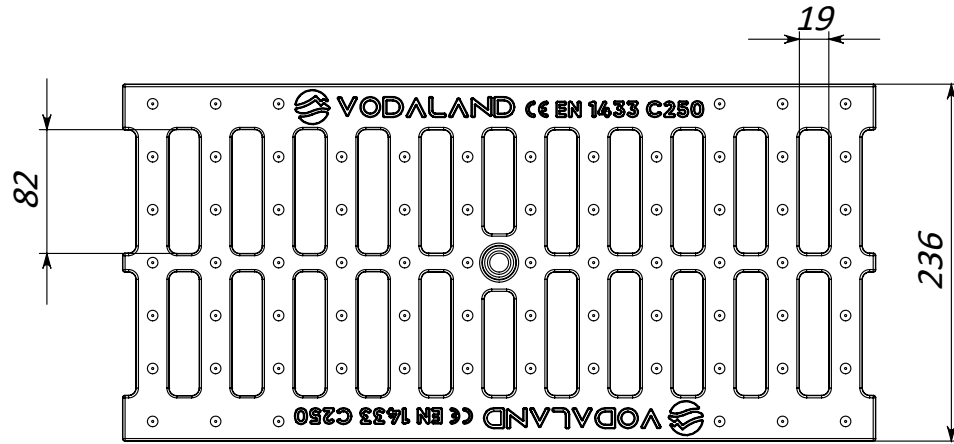
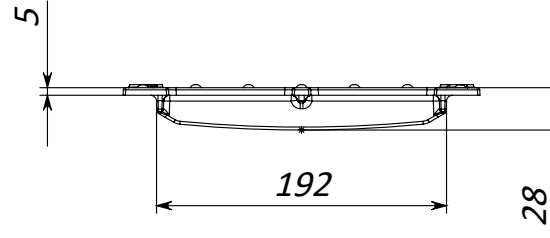
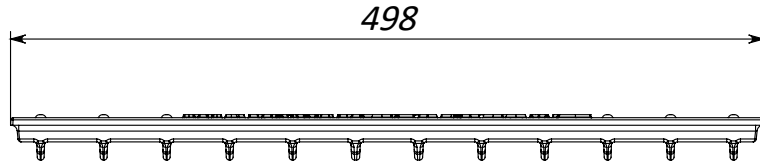


6 5 4 3 2 1



- 1. Deviation of the actual weight of the nominal can be up to 10%
- 2. Area of water intake slots 382,72 sq cm

UNLESS OTHERWISE SPECIFIED: DIMENSIONS ARE IN MILLIMETERS SURFACE FINISH: TOLERANCES: ISO 2768-c LINEAR: ANGULAR:				FINISH:		DO NOT SCALE DRAWING		REVISION	
						TITLE: Cast iron grate Base DN200 slotted C250			
						Load class: C250			
				MATERIAL: Cast iron		ARTICLE: 25303			
				WEIGHT: 5.05 kg		SCALE: 1:5		SHEET 1 OF 1	
DRAWN PSM		SIGNATURE		DATE 20.03.25					
CHK'D PMK									
APPV'D									
MFG									
Q.A								A4	

6 5 4 3 2 1

D

D

C

C

B

B

A

A